

What is the CHNAA?

Morehouse School of Medicine Prevention Research Center and its Community Coalition Board conduct the Community Health Needs and Assets Assessment (CHNAA) to engage community residents and ensure that programs and initiatives are responsive to the community.

Step 1: Survey



Step 2: Analyze



Step 3: Apply



NEIGHBORHOOD PLANNING UNIT T

Participants by Neighborhood:

Ashview Heights: 17 residents
Atlanta University Center: 18 residents
Harris Chiles: 0 residents
Just Us: 0 residents

Villages at Castleberry: 12 residents
West End: 55 residents
West View: 25 residents

127 residents from Neighborhood Planning Unit T were included in the survey.

Overall Findings in NPU-T



- 62% of the residents surveyed were female.
- The average age of residents surveyed ranged from 25-44
- Most residents who completed the survey had an income between \$10,001-\$25,000, which is below the metro Atlanta area's average income of \$55,733.
- Of the residents surveyed, 63% said there were NO health programs in their community.
- 24% of residents surveyed did NOT have health insurance.

1. Top 5 Health Priorities

Top Priority: **Diabetes**

Second Priority: **High Blood Pressure**

Third Priority: **Nutrition**

Fourth Priority: **Mental Health**

Fifth Priority: **Violence Prevention/ Obesity**




2. Places to invite the community to learn about Health Programs:

Top Choice: **Church**

Second Choice: **Community Events**

Third Choice: **Neighborhood Meeting**



3. Ways to share health information:

Top Choice: **Send an Email**

Second Choice: **Attend Community Events**

Third Choice: **Attend Neighborhood Meetings**



4. Community wants to address:

Top Priority: **Access to Healthy Foods**

Second Priority: **Employment**

Third Priority: **Poverty**



What is the CHNAA?

Morehouse School of Medicine Prevention Research Center and its Community Coalition Board conduct the Community Health Needs and Assets Assessment (CHNAA) to engage community residents and ensure that programs and initiatives are responsive to the community.

Step 1: Survey



Step 2: Analyze



Step 3: Apply



NEIGHBORHOOD PLANNING UNIT V

Participants by Neighborhood:

Adair Park: 17 residents
Capitol Gateway: 4 residents
Mechanicsville: 24 residents

Peoplestown: 23 residents
Pittsburgh: 19 residents
Summerhill: 24 residents

111 residents from Neighborhood Planning Unit V were included in the survey.

Overall Findings in NPU-V

- 73% of the residents surveyed were female.
- The average age of residents surveyed ranged from 25-34
- Most residents who completed the survey had an income at or below \$25,000 which is below the metro Atlanta area's average income of \$55,733.
- Of the residents surveyed, 43% said there were NO health programs in their community.
- 29% of residents surveyed did NOT have health insurance.



1. Top 5 Health Priorities

Top Priority: High Blood Pressure

Second Priority: Violence Prevention

Third Priority: Mental Health

Fourth Priority: Environmental Health

Fifth Priority: Substance Abuse




2. Places to invite the community to learn about Health Programs:

Top Choice: Church

Second Choice: Community Events

Third Choice: Neighborhood Meeting



3. Ways to share health information:

Top Choice: Attend Church Events

Second Choice: Post on Facebook

Third Choice: Attend Neighborhood Meetings



4. Community wants to address:

Top Priority: Access to Healthy Foods

Second Priority: Employment

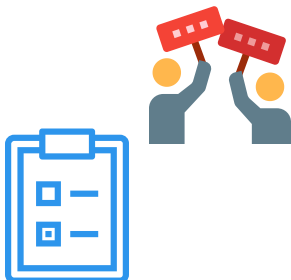
Third Priority: Housing



What is the CHNAA?

Morehouse School of Medicine Prevention Research Center and its Community Coalition Board conduct the Community Health Needs and Assets Assessment (CHNAA) to engage community residents and ensure that programs and initiatives are responsive to the community.

Step 1: Survey



Step 2: Analyze



Step 3: Apply



NEIGHBORHOOD PLANNING UNIT Z

Participants by Neighborhood:

Blair Villa/Poole Creek: 0 residents

Browns Mill Park: 8 residents

Glenrose Heights: 0 residents

Lakewood: 22 residents

Leila Valley: 1 resident

Norwood Manor: 8 residents

Orchard Knob: 1 resident

Polar Rock: 20 residents

Rebel Valley Forest: 0 residents

Rosedale Heights: 1 resident

South River Gardens: 5 residents

Swallow Circle/Baywood: 0 residents

Thomasville Heights: 24 residents

90 residents from Neighborhood Planning Unit Z were included in the survey.

Overall Findings in NPU-Z

- 70% of residents surveyed were female
- The average age of the residents surveyed was 65 and up
- Most residents who completed the survey had an income at or below \$10,000 which is below the metro Atlanta area's average income of \$55,733.
- Of the residents surveyed, 71% said there were NO health programs in their community.
- 30% of the residents surveyed did NOT have health insurance.



1. Top 5 Health Priorities

Top Priority: **Diabetes**

Second Priority: **High Blood Pressure**

Third Priority: **Mental Health**

Fourth Priority: **Violence Prevention**

Fifth Priority: **Cancer**



2. Places to invite the community to learn about Health Programs:

Top Choice: **Church**

Second Choice: **Community Events**


Third Choice: **Neighborhood Meeting**

3. Ways to share health information:

Top Choice: **Attend Church Events**

Second Choice: **Attend Community Events**

Third Choice: **Word of Mouth**



4. Community wants to address:

Top Priority: **Access to Health Insurance**

Second Priority: **Access to Healthy Foods**

Third Priority: **Substance Abuse**



What is the CHNAA?

Morehouse School of Medicine Prevention Research Center and its Community Coalition Board conduct the Community Health Needs and Assets Assessment (CHNAA) to engage community residents and ensure that programs and initiatives are responsive to the community.

Step 1: Survey



Step 2: Analyze



Step 3: Apply



NEIGHBORHOOD PLANNING UNIT X

Participants by Neighborhood:

Capitol View: 31 residents

Capitol View Manor: 19 residents

Hammond Park: 4 residents

Perkerson: 23 residents

Sylvan Hills: 36 residents

113 residents from Neighborhood Planning Unit X were included in the survey.

Overall Findings in NPU-X

- 51% of the residents surveyed were female
- The average age of residents surveyed ranged from 55-64
- Most residents who completed the survey had an income between \$10,000-\$25,000 which is below the metro Atlanta area's average income of \$55,733.
- Of the residents surveyed, 45% said there were NO health programs in their community.
- 17% of the residents surveyed did NOT have health insurance.



1. Top 5 Health Priorities

Top Priority: **Diabetes**

Second Priority: **Mental Health**

Third Priority: **Substance Abuse**

Fourth Priority: **Environmental Health**

Fifth Priority: **High Blood Pressure**



2. Places to invite the community to learn about Health Programs:

Top Choice: **Neighborhood Meeting**

Second Choice: **Community Events**

Third Choice: **Church**



3. Ways to share health information:

Top Choice: **Send an Email**

Second and Third Choice: **Attend Neighborhood Meeting**



4. Community wants to address:

Top Priority: **Access to Health Insurance**

Second Priority: **Youth Engagement**


Third Priority: **Employment**



What is the CHNAA?

Morehouse School of Medicine Prevention Research Center and its Community Coalition Board conduct the Community Health Needs and Assets Assessment (CHNAA) to engage community residents and ensure that programs and initiatives are responsive to the community.

Step 1: Survey



Step 2: Analyze



Step 3: Apply



NEIGHBORHOOD PLANNING UNIT Y

Participants by Neighborhood:

Amal Heights: 1 resident

Betmar La Villa: 3 residents

Chosewood Park: 14 residents

Englewood Manor: 0 residents

High Point: 4 residents

Joyland: 3 residents

Lakewood Heights: 12 residents

South Atlanta: 30 residents

The Villages at Carver: 12 residents

79 residents from Neighborhood Planning Unit Y were included in the survey.

Overall Findings in NPU-Y

- 54% of the residents surveyed were male.
- The average age of residents surveyed ranged from 35-44.
- Most residents who completed the survey had an income at or below \$10,000, which is below the metro Atlanta area's average income of \$55,733.
- Of the residents surveyed, 46% said there were NO health programs in their community.
- 16% of the residents surveyed did NOT have health insurance.



1. Top 5 Health Priorities

Top Priority: **Cancer**

Second Priority: **Diabetes**

Third and Fourth Priority: **Violence Prevention and Environmental Health**

Fifth Priority: **High Blood Pressure**




2. Places to invite the community to learn about Health Programs:

Top Choice: **Church**

Second Choice: **Community Events**

Third Choice: **Neighborhood Meeting**




3. Ways to share health information:

Top Choice: **Attend Church Events**

Second Choice: **Attend Community Events**

Third Choice: **Attend Neighborhood Meeting**



4. Community wants to address:

Top Priority: **Access to Healthy Foods**

Second Priority: **Child Care**

Third Priority: **Poverty and Youth Engagement**

